

# Pinewood Elementary School

October  
17th




Parent  
University

Using I-Ready at Home



# Learning Goal



I can assist my child with signing in to I-Ready and understand how this program can help my child meet success in ELA and Math.

# What is I-Ready?

I-Ready is...

- A diagnostic and instructional program offered to students in grades K – 12.
- An adaptive program that assist teachers with identifying areas of strength and weakness with their students.
- A program that targets instruction specific to the needs of individual students.

## Can be used to:

- Differentiate instruction
- Remediate standards or skills
- Enrich high achieving students
- Model standards or skills

# Essential Question:

How do I get the most out of the I-Ready program at home?

## Objectives:

- Signing Into I-Ready at Home
- I-Ready Paths
- Progress Monitoring
- Family Report
- I-Ready Strategies for ELA & Math



# Signing In to I-Ready

Follow these steps at home to successfully sign in to I-Ready.

## Steps to Signing-In:

- Open up the browser (Google Chrome)
- Type in <https://broward.identitynow.com>
- Log into Single Sign-On (SSO)
- Students will need their Student ID # and their date of birth (ex. P09/12/2009)
- Find the I-Ready Icon on the Launchpad
- Click the link and it will take you directly to I-Ready

## Trouble-shooting:

- If Single Sign-On isn't working, students can sign directly into I-Ready.

# I-Ready Paths

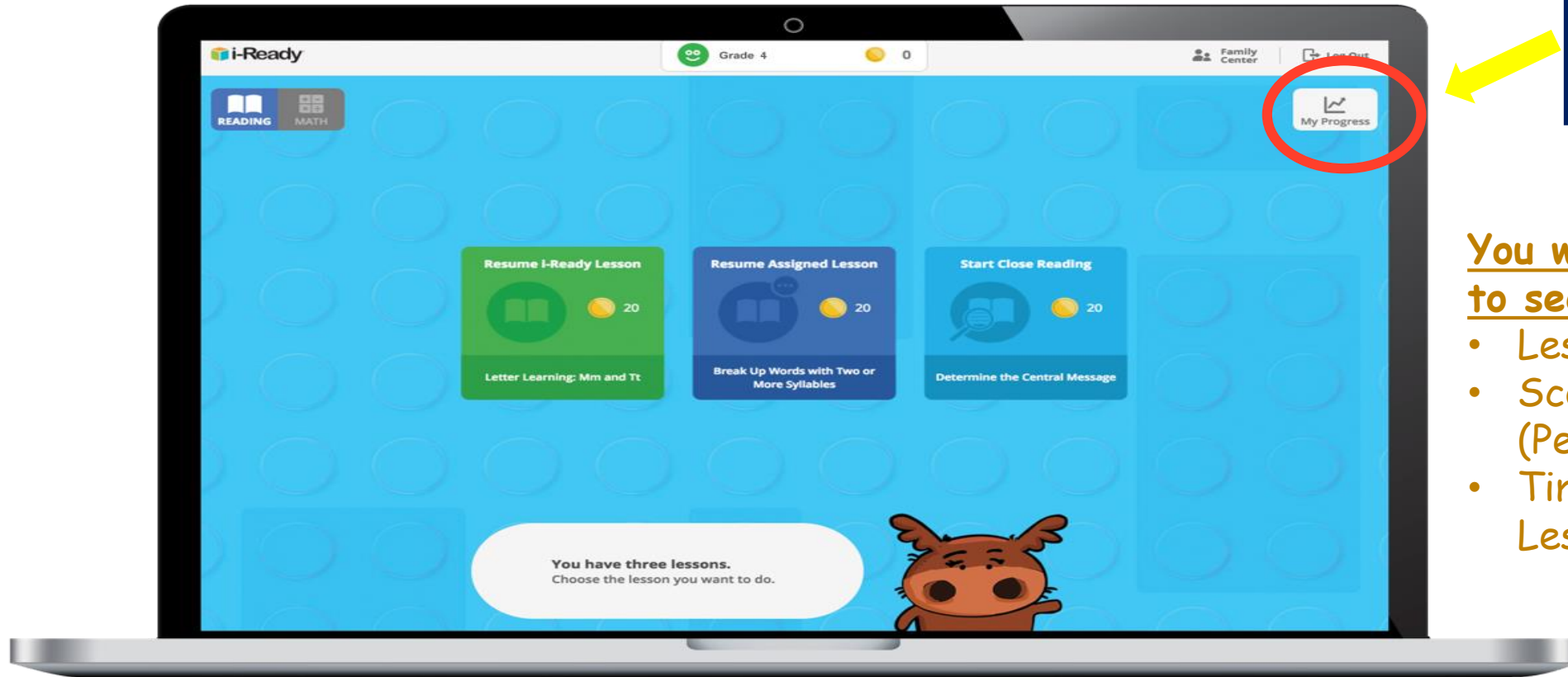


- Students take 3 Diagnostic Assessments per year: August, January and May
- Diagnostic:
  - Helps us determine where students are in relation to where they need to be
  - Identifies areas of strengths and weaknesses
  - Creates an instructional learning path that will either remediate, enrich or provide grade-level instruction
- The Learning Paths ( What Parents Will See)
  - **Green Path** - set up based on the student's area of need
  - **Blue Path** – Teacher Assigned Lessons
  - **Light Blue Path** – Close Reading Lessons



# Progress Monitoring

How do I know what my child is actually working on?



Click this  
Icon

You will be able  
to see:

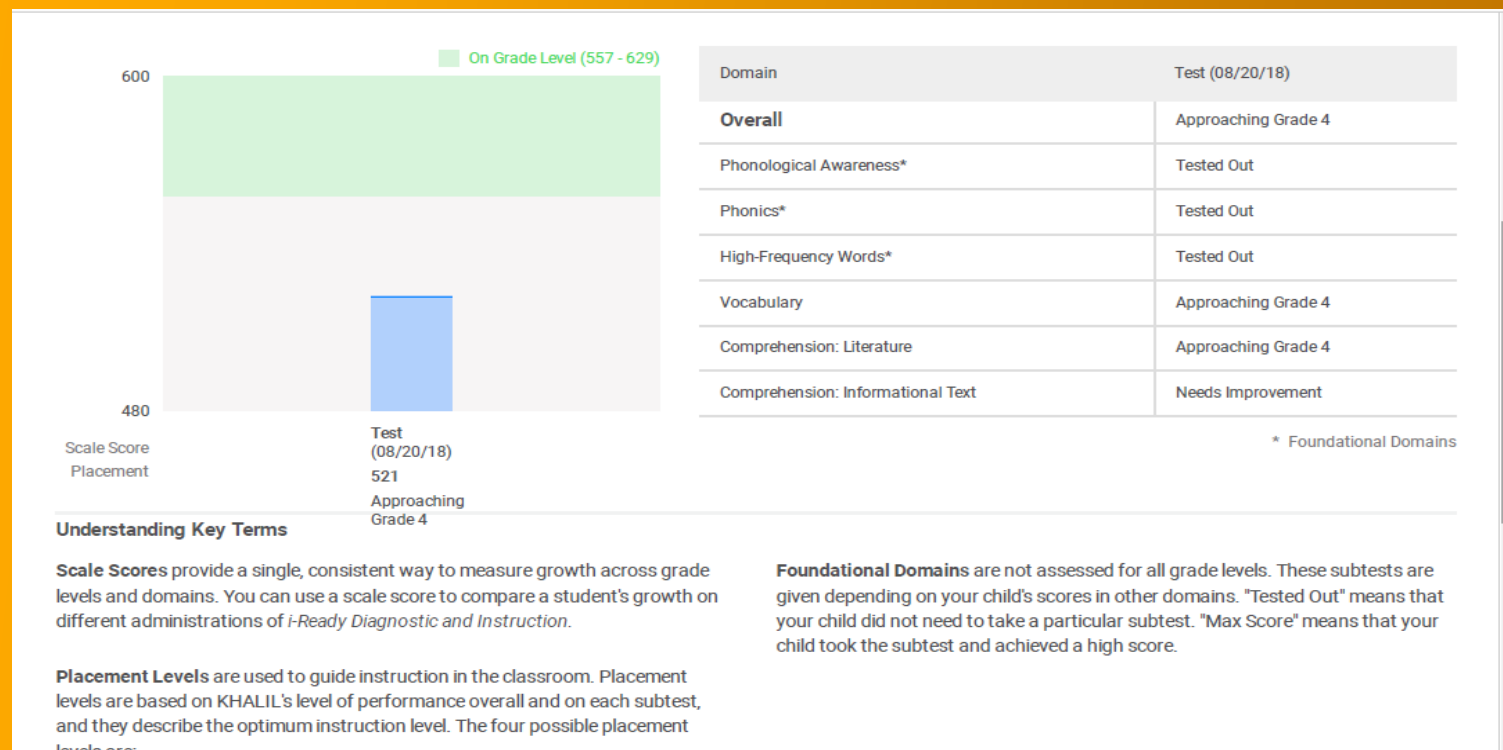
- Lessons
- Scores  
(Percentages)
- Time Spent on  
Lessons

**Important Note:** *You may see repeating lessons.* i-Ready is adaptive and the goal is for students to master the lessons. Monitor their progress often. If students are not passing lessons, their path may be turned off or adjusted automatically. **Pass Rate is 70% or above.**

# Family Report

How well did my child do on the diagnostic?

- Can only be generated by the Teacher after each diagnostic assessment.
- Can be discussed during conferences.





# I-Ready Strategies & Tips

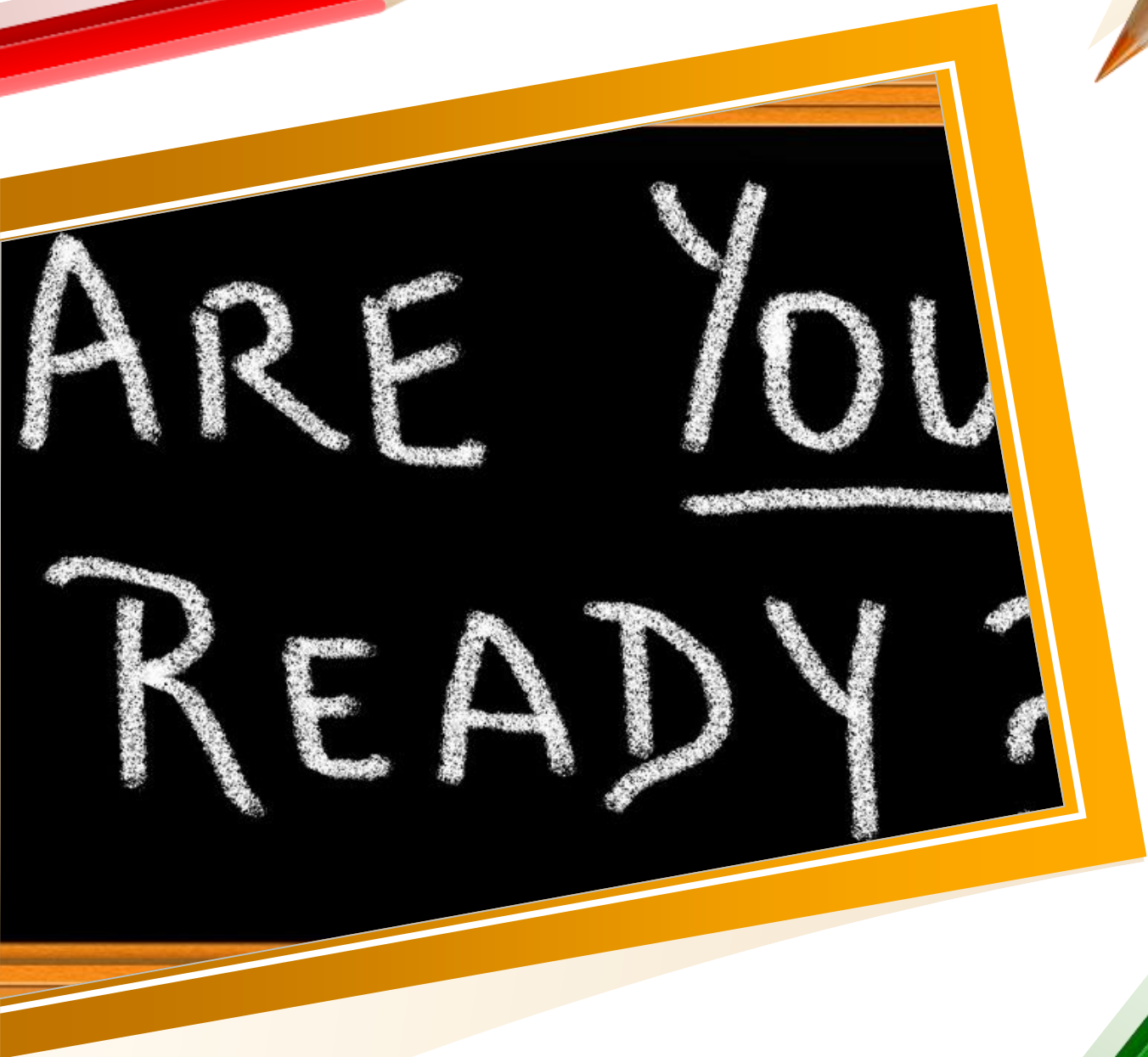


- Always encourage your children to take their time.
- Take every diagnostic seriously.
- Check their progress often.
- Celebrate their success!!!
- Use pencil and paper to work out math problems or take notes about reading.
- Beware of burnout!! – Allow your children to take a break. Excessive I-Ready can result in low scores.
- Talk to your child's teacher about I-Ready results.



# Questions or Comments





A blue banner with a white shadow, tilted upwards to the right. The text "Thank You!" is written in white, casual font.

A red banner with a white shadow, tilted upwards to the right. The text "Yolanda Butler," is on the top line and "Literacy Coach" is on the bottom line, both in white font.